

Eventstatistik

Supercup Männer



Event Statistics

Spiele

27.08.2022 Partie	Zuschauer	in %	Resultat	Dauer
13:30 GC Zürich - HC Rychenberg Winterthur	438	29.26	4 : 7	02:04:00
19:30 SV Wiler-Ersigen - Floorball Köniz	321	21.44	4 : 6	01:45:00
Tagesschnitt	380	50.70		

28.08.2022 Partie	Zuschauer	in %	Resultat	Dauer
19:00 HC Rychenberg Winterthur - Floorball Köniz	738	49.30	4 : 6	02:12:00
Tagesschnitt	738	49.30		
Eventschnitt	499			

Event Statistics

Team Statistik	Spiele	Schüsse				Tore		Bullies			Strafen		
Team	gespielt	Total	auf's Tor	% auf's Tor	Effizienz (%)	erzielt	in %	Total	gewonnen	in %	Total (min)	in %	Total (Min eff)
Floorball Köniz	2	100	44	44.00	27.27	12	38.71	28	10	35.71	0	0.00	00:00:00
GC Zürich	1	74	27	36.49	14.81	4	12.90	17	8	47.06	2	7.14	00:02:00
HC Rychenberg Winterthur	2	73	33	45.21	33.33	11	35.48	30	12	40.00	24	85.71	00:25:00
SV Wiler-Ersigen	1	47	18	38.30	22.22	4	12.90	15	10	66.67	2	7.14	00:00:19
		294	122	41.50	25.41	31		90			28		

Event Statistics

SV Wiler-Ersigen



	Tore erzielt	Tore erhalten	Strafminuten
Teamübersicht	4	6	2

Spieler/in	Spiele		Plus/Minus				Schüsse				Tore			Bullies			Strafen	
	gespielt	+	-	Bilanz	+ in %	- in %	Total	auf's Tor	% auf's Tor	Effizienz (%)	erzielt	Assists	in %	Total	gewonnen	in %	Total (min)	in %
77 Känzig Deny	1	2	3	-1	50.00	50.00	3	3	100.00	33.33	1	1	25.00	0	0	0.00	2	100.00
9 Sikora Radek	1	1	1	0	25.00	16.67	3	1	33.33	100.00	1	0	25.00	0	0	0.00	0	0.00
16 Wyss Yannis	1	2	2	0	50.00	33.33	1	1	100.00	100.00	1	0	25.00	0	0	0.00	0	0.00
4 Dudovic Michal	1	1	3	-2	25.00	50.00	6	2	33.33	50.00	1	0	25.00	0	0	0.00	0	0.00
8 Siegenthaler Noah	1	1	2	-1	25.00	33.33	4	1	25.00	0.00	0	1	0.00	4	3	75.00	0	0.00
21 Väänänen Tatu	1	1	2	-1	25.00	33.33	3	1	33.33	0.00	0	1	0.00	2	2	100.00	0	0.00
91 Pylysy Joonas	1	2	3	-1	50.00	50.00	3	1	33.33	0.00	0	1	0.00	8	5	62.50	0	0.00
6 Tambini Amelio	1	1	1	0	25.00	16.67	0	0	0.00	0.00	0	0	0.00	0	0	0.00	0	0.00
11 Persici Gianluca	1	0	0	0	0.00	0.00	0	0	0.00	0.00	0	0	0.00	0	0	0.00	0	0.00
20 Von Arx Timo	1	0	0	0	0.00	0.00	0	0	0.00	0.00	0	0	0.00	0	0	0.00	0	0.00
24 Döbeli Tim	1	0	0	0	0.00	0.00	0	0	0.00	0.00	0	0	0.00	0	0	0.00	0	0.00
36 Ziehli Jan	1	2	2	0	50.00	33.33	2	1	50.00	0.00	0	0	0.00	0	0	0.00	0	0.00
44 Vogt Marc-André	1	0	2	-2	0.00	33.33	8	2	25.00	0.00	0	0	0.00	0	0	0.00	0	0.00
51 Davet Jonathan	1	0	0	0	0.00	0.00	0	0	0.00	0.00	0	0	0.00	0	0	0.00	0	0.00
52 Mühlemann Gian	1	1	1	0	25.00	16.67	1	0	0.00	0.00	0	0	0.00	0	0	0.00	0	0.00
66 Lahti Joel	1	1	2	-1	25.00	33.33	3	1	33.33	0.00	0	0	0.00	1	0	0.00	0	0.00
73 Hollenstein Andrin	1	1	3	-2	25.00	50.00	2	0	0.00	0.00	0	0	0.00	0	0	0.00	0	0.00
81 Affolter Philipp	1	3	1	2	75.00	16.67	4	3	75.00	0.00	0	0	0.00	0	0	0.00	0	0.00
94 Louis Marco	1	1	3	-2	25.00	50.00	4	1	25.00	0.00	0	0	0.00	0	0	0.00	0	0.00
							47	18	38.30	22.22				15	10	66.67	2	

Event Statistics



SV Wiler-Ersigen

bar	0	0.00 %	bar	0	0.00 %	bar	0	0.00 %
blocked	0	0.00 %	blocked	2	18.18 %	missed	0	0.00 %
missed	0	0.00 %	missed	3	27.27 %	on goal	1	33.33 %
on goal	0	0.00 %	on goal	6	54.55 %	blocked	2	66.67 %
Shots	0	0.00 %	Shots	11	23.40 %	Shots	3	6.38 %
Scores	0	0.00 %	Scores	0	0.00 %	Scores	1	25.00 %

bar	0	0.00 %	bar	0	0.00 %	bar	0	0.00 %
blocked	2	28.57 %	blocked	2	25.00 %	missed	2	25.00 %
missed	2	28.57 %	missed	3	37.50 %	on goal	2	25.00 %
on goal	3	42.86 %	on goal	3	37.50 %	blocked	4	50.00 %
Shots	7	14.89 %	Shots	8	17.02 %	Shots	8	17.02 %
Scores	0	0.00 %	Scores	2	50.00 %	Scores	1	25.00 %

bar	0	0.00 %	bar	0	0.00 %	bar	0	0.00 %
blocked	1	33.33 %	missed	1	14.29 %	blocked	0	0.00 %
missed	1	33.33 %	on goal	2	28.57 %	missed	0	0.00 %
on goal	1	33.33 %	blocked	4	57.14 %	on goal	0	0.00 %
Shots	3	6.38 %	Shots	7	14.89 %	Shots	0	0.00 %
Scores	0	0.00 %	Scores	0	0.00 %	Scores	0	0.00 %

bar	0	0.00 %
missed	12	25.53 %
blocked	17	36.17 %
on goal	18	38.30 %
Shots	47	
Scores	4	

Total on Goal	0	Total on Goal	6	Total on Goal	1
Total Shots	0	Total Shots	11	Total Shots	3
Total Scores	0	Total Scores	0	Total Scores	1
Precision	NaN	Precision	54.55 %	Precision	33.33 %
Efficency	NaN	Efficency	0.00 %	Efficency	100.00 %

Total on Goal	3	Total on Goal	3	Total on Goal	2
Total Shots	7	Total Shots	8	Total Shots	8
Total Scores	0	Total Scores	2	Total Scores	1
Precision	42.86 %	Precision	37.50 %	Precision	25.00 %
Efficency	0.00 %	Efficency	66.67 %	Efficency	50.00 %

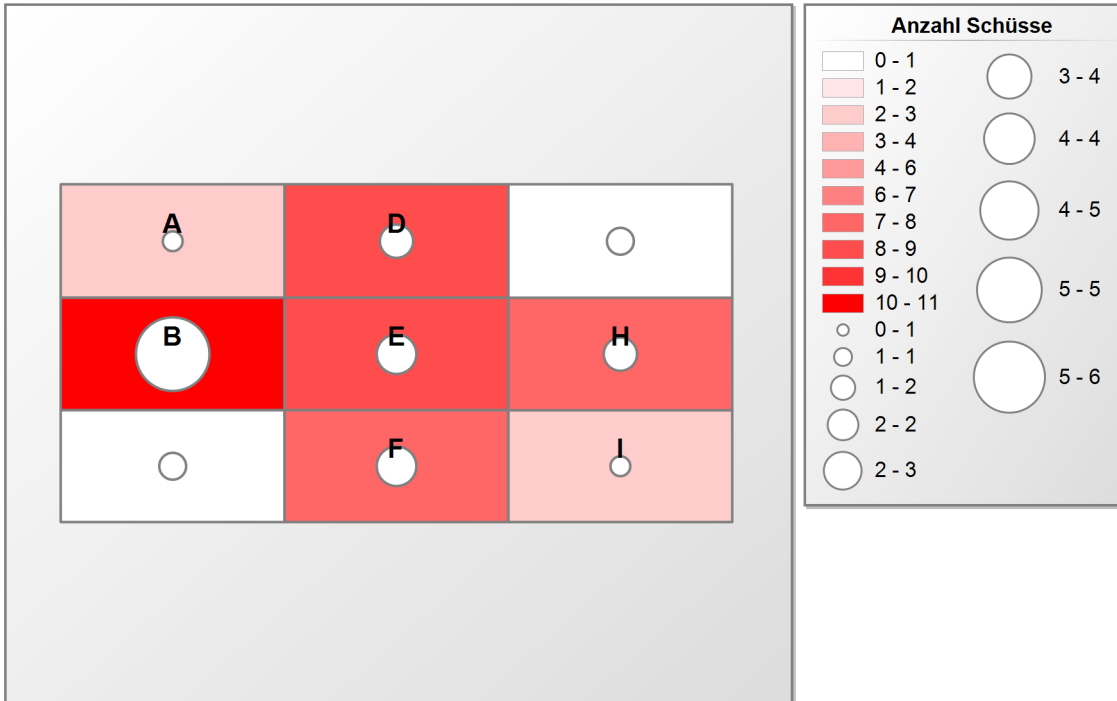
Total on Goal	1	Total on Goal	2	Total on Goal	0
Total Shots	3	Total Shots	7	Total Shots	0
Total Scores	0	Total Scores	0	Total Scores	0
Precision	33.33 %	Precision	28.57 %	Precision	NaN
Efficency	0.00 %	Efficency	0.00 %	Efficency	NaN

Total on Goal	18
Total Shots	47
Total Scores	4
Precision	38.30 %
Efficency	22.22 %

Event Statistics



Schussverteilung und Schüsse auf's Tor



Zone (Fields)	A	B	D	E	F	H	I	Total
Total	3	11	8	8	7	7	3	47
on Goal (Circles)	1	6	2	3	3	2	1	18

Event Statistics

Floorball Köniz



	Tore erzielt	Tore erhalten	Strafminuten
Teamübersicht	12	8	0

Spieler/in	Spiele		Plus/Minus				Schüsse				Tore			Bullies			Strafen		
	gespielt		+	-	Bilanz	+ in %	- in %	Total	auf's Tor	% auf's Tor	Effizienz (%)	erzielt	Assists	in %	Total	gewonnen	in %	Total (min)	in %
33 Graf Luca	2		7	3	4	58.33	37.50	11	5	45.45	40.00	2	2	16.67	1	1	100.00	0	0.00
81 Ruh Yann	2		6	3	3	50.00	37.50	11	3	27.27	66.67	2	1	16.67	0	0	0.00	0	0.00
61 Zaugg Jan	2		7	3	4	58.33	37.50	8	2	25.00	50.00	1	2	8.33	13	5	38.46	0	0.00
31 Jirebeck Simon	2		5	2	3	41.67	25.00	9	4	44.44	50.00	2	0	16.67	1	0	0.00	0	0.00
11 Ammann Nicolas	2		2	3	-1	16.67	37.50	1	1	100.00	100.00	1	1	8.33	0	0	0.00	0	0.00
4 Gerber Mike	2		6	3	3	50.00	37.50	13	7	53.85	14.29	1	1	8.33	0	0	0.00	0	0.00
70 Poffet Samuel	2		3	2	1	25.00	25.00	4	1	25.00	0.00	0	2	0.00	8	4	50.00	0	0.00
7 Tringaniello Leon	2		2	3	-1	16.67	37.50	5	1	20.00	100.00	1	0	8.33	4	0	0.00	0	0.00
14 Hammer Philemon	2		2	2	0	16.67	25.00	3	1	33.33	100.00	1	0	8.33	0	0	0.00	0	0.00
50 Bolliger Silvan	2		6	2	4	50.00	25.00	8	4	50.00	25.00	1	0	8.33	0	0	0.00	0	0.00
24 Holopainen Jyrki	2		3	2	1	25.00	25.00	3	2	66.67	0.00	0	1	0.00	0	0	0.00	0	0.00
47 Münger Lukas	2		2	3	-1	16.67	37.50	3	1	33.33	0.00	0	1	0.00	0	0	0.00	0	0.00
8 Lehtosuo Otto	2		4	2	2	33.33	25.00	9	6	66.67	0.00	0	0	0.00	1	0	0.00	0	0.00
12 Aebersold Tim	2		1	1	0	8.33	12.50	3	2	66.67	0.00	0	0	0.00	0	0	0.00	0	0.00
19 Bühler Alexander	2		2	3	-1	16.67	37.50	4	2	50.00	0.00	0	0	0.00	0	0	0.00	0	0.00
21 Hermle David	1		0	0	0	0.00	0.00	0	0	0.00	0.00	0	0	0.00	0	0	0.00	0	0.00
23 Hutzli Stefan	2		0	0	0	0.00	0.00	0	0	0.00	0.00	0	0	0.00	0	0	0.00	0	0.00
44 Haldemann Cedric	2		2	3	-1	16.67	37.50	5	2	40.00	0.00	0	0	0.00	0	0	0.00	0	0.00
51 Willfratt Raúl	1		0	0	0	0.00	0.00	0	0	0.00	0.00	0	0	0.00	0	0	0.00	0	0.00
71 Thöni Gian	2		0	0	0	0.00	0.00	0	0	0.00	0.00	0	0	0.00	0	0	0.00	0	0.00
93 Engel Manuel	2		0	0	0	0.00	0.00	0	0	0.00	0.00	0	0	0.00	0	0	0.00	0	0.00
								100	44	44.00	27.27				28	10	35.71	0	

Event Statistics



Floorball Köniz

bar	0	0.00 %	bar	0	0.00 %	bar	0	0.00 %
blocked	0	0.00 %	blocked	0	0.00 %	blocked	0	0.00 %
on goal	1	33.33 %	missed	5	45.45 %	missed	0	0.00 %
missed	2	66.67 %	on goal	6	54.55 %	on goal	2	100.00 %
Shots	3	3.00 %	Shots	11	11.00 %	Shots	2	2.00 %
Scores	1	8.33 %	Scores	1	8.33 %	Scores	1	8.33 %

bar	0	0.00 %	bar	0	0.00 %	bar	0	0.00 %
missed	3	17.65 %	missed	5	16.67 %	missed	1	6.67 %
blocked	7	41.18 %	blocked	10	33.33 %	blocked	7	46.67 %
on goal	7	41.18 %	on goal	15	50.00 %	on goal	7	46.67 %
Shots	17	17.00 %	Shots	30	30.00 %	Shots	15	15.00 %
Scores	2	16.67 %	Scores	4	33.33 %	Scores	1	8.33 %

bar	0	0.00 %	bar	0	0.00 %	bar	0	0.00 %
on goal	2	22.22 %	missed	0	0.00 %	blocked	1	33.33 %
blocked	3	33.33 %	on goal	3	30.00 %	missed	1	33.33 %
missed	4	44.44 %	blocked	7	70.00 %	on goal	1	33.33 %
Shots	9	9.00 %	Shots	10	10.00 %	Shots	3	3.00 %
Scores	1	8.33 %	Scores	1	8.33 %	Scores	0	0.00 %

bar	0	0.00 %
missed	21	21.00 %
blocked	35	35.00 %
on goal	44	44.00 %
Shots	100	
Scores	12	

Total on Goal	1	Total on Goal	6	Total on Goal	2
Total Shots	3	Total Shots	11	Total Shots	2
Total Scores	1	Total Scores	1	Total Scores	1
Precision	33.33 %	Precision	54.55 %	Precision	100.00 %
Efficency	100.00 %	Efficency	16.67 %	Efficency	50.00 %

Total on Goal	7	Total on Goal	15	Total on Goal	7
Total Shots	17	Total Shots	30	Total Shots	15
Total Scores	2	Total Scores	4	Total Scores	1
Precision	41.18 %	Precision	50.00 %	Precision	46.67 %
Efficency	28.57 %	Efficency	26.67 %	Efficency	14.29 %

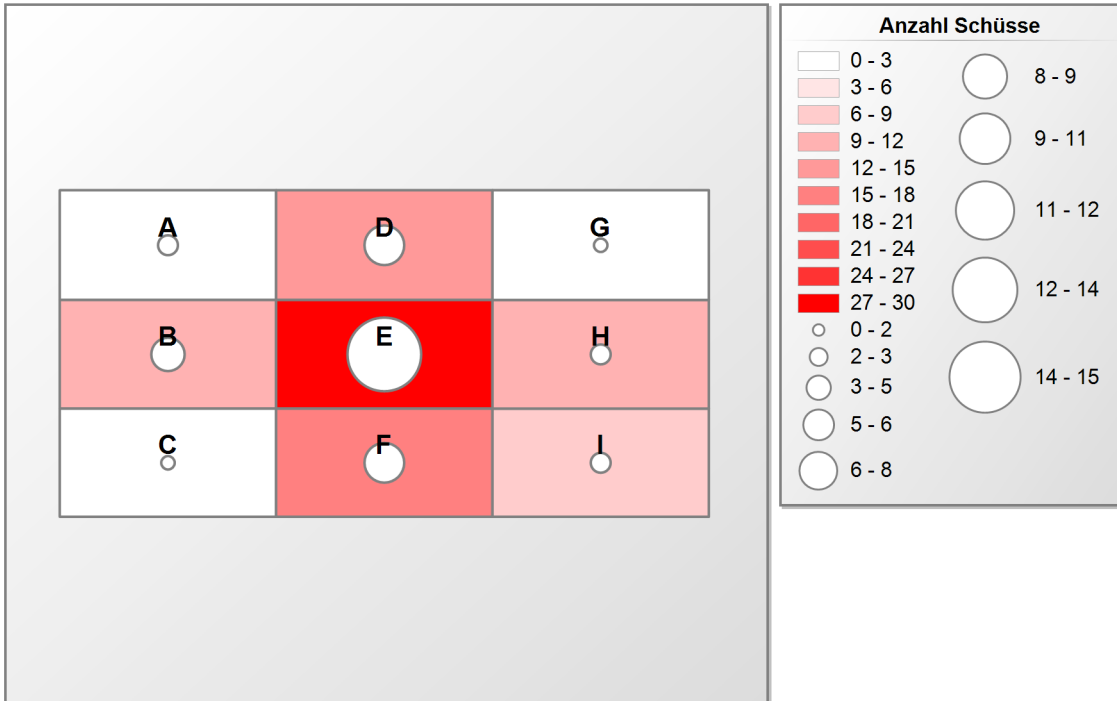
Total on Goal	2	Total on Goal	3	Total on Goal	1
Total Shots	9	Total Shots	10	Total Shots	3
Total Scores	1	Total Scores	1	Total Scores	0
Precision	22.22 %	Precision	30.00 %	Precision	33.33 %
Efficency	50.00 %	Efficency	33.33 %	Efficency	0.00 %

Total on Goal	44
Total Shots	100
Total Scores	12
Precision	44.00 %
Efficency	27.27 %

Event Statistics



Schussverteilung und Schüsse auf's Tor



Zone (Fields)	A	B	C	D	E	F	G	H	I	Total
Total	2	11	3	15	30	17	3	10	9	100
on Goal (Circles)	2	6	1	7	15	7	1	3	2	44

Event Statistics

GC Zürich



	Tore erzielt	Tore erhalten	Strafminuten
Teamübersicht	4	7	2

Spieler/in	Spiele		Plus/Minus				Schüsse				Tore			Bullies			Strafen	
	gespielt	+	-	Bilanz	+ in %	- in %	Total	auf's Tor	% auf's Tor	Effizienz (%)	erzielt	Assists	in %	Total	gewonnen	in %	Total (min)	in %
40 Seiler Noël	1	3	2	1	75.00	28.57	12	2	16.67	100.00	2	0	50.00	2	0	0.00	2	100.00
25 Meier Christoph	1	3	2	1	75.00	28.57	16	7	43.75	0.00	0	2	0.00	10	7	70.00	0	0.00
19 Steiger Daniel	1	1	3	-2	25.00	42.86	4	1	25.00	100.00	1	0	25.00	1	0	0.00	0	0.00
21 Riedi Paolo	1	3	2	1	75.00	28.57	11	5	45.45	20.00	1	0	25.00	0	0	0.00	0	0.00
6 Laely Claudio	1	3	1	2	75.00	14.29	1	0	0.00	0.00	0	1	0.00	0	0	0.00	0	0.00
29 Wenk Florian	1	0	3	-3	0.00	42.86	8	3	37.50	0.00	0	1	0.00	1	0	0.00	0	0.00
2 Hasenböhler Dylsn	1	0	0	0	0.00	0.00	0	0	0.00	0.00	0	0	0.00	0	0	0.00	0	0.00
3 Alliata Alessandro	1	0	0	0	0.00	0.00	1	1	100.00	0.00	0	0	0.00	0	0	0.00	0	0.00
7 Heller Tobias	1	1	3	-2	25.00	42.86	2	1	50.00	0.00	0	0	0.00	0	0	0.00	0	0.00
8 Mock Moritz	1	1	5	-4	25.00	71.43	1	0	0.00	0.00	0	0	0.00	0	0	0.00	0	0.00
12 Dürler David	1	0	1	-1	0.00	14.29	0	0	0.00	0.00	0	0	0.00	0	0	0.00	0	0.00
13 Bier Kay	1	2	2	0	50.00	28.57	4	0	0.00	0.00	0	0	0.00	0	0	0.00	0	0.00
14 Laubscher Simon	1	0	2	-2	0.00	28.57	1	1	100.00	0.00	0	0	0.00	2	1	50.00	0	0.00
17 Stäubli Timon	1	0	1	-1	0.00	14.29	2	0	0.00	0.00	0	0	0.00	0	0	0.00	0	0.00
23 Göldi Fabrice	1	1	2	-1	25.00	28.57	1	1	100.00	0.00	0	0	0.00	0	0	0.00	0	0.00
32 Strässle Alan	1	0	2	-2	0.00	28.57	0	0	0.00	0.00	0	0	0.00	0	0	0.00	0	0.00
55 Seiler Elia	1	0	0	0	0.00	0.00	0	0	0.00	0.00	0	0	0.00	0	0	0.00	0	0.00
57 Volkart Samuel	1	1	2	-1	25.00	28.57	4	1	25.00	0.00	0	0	0.00	1	0	0.00	0	0.00
71 Spinaz Jan	1	0	0	0	0.00	0.00	0	0	0.00	0.00	0	0	0.00	0	0	0.00	0	0.00
95 Rügger Joel	1	3	2	1	75.00	28.57	6	4	66.67	0.00	0	0	0.00	0	0	0.00	0	0.00
							74	27	36.49	14.81				17	8	47.06	2	

Event Statistics



GC Zürich

bar	0	0.00 %	bar	0	0.00 %	bar	0	0.00 %
on goal	1	16.67 %	blocked	0	0.00 %	blocked	0	0.00 %
blocked	2	33.33 %	missed	1	10.00 %	missed	3	50.00 %
missed	3	50.00 %	on goal	9	90.00 %	on goal	3	50.00 %
Shots	6	8.11 %	Shots	10	13.51 %	Shots	6	8.11 %
Scores	0	0.00 %	Scores	1	25.00 %	Scores	1	25.00 %
bar	0	0.00 %	bar	0	0.00 %	bar	0	0.00 %
missed	3	18.75 %	missed	4	23.53 %	blocked	1	20.00 %
on goal	4	25.00 %	on goal	6	35.29 %	on goal	1	20.00 %
blocked	9	56.25 %	blocked	7	41.18 %	missed	3	60.00 %
Shots	16	21.62 %	Shots	17	22.97 %	Shots	5	6.76 %
Scores	2	50.00 %	Scores	0	0.00 %	Scores	0	0.00 %
bar	0	0.00 %	bar	1	10.00 %	bar	0	0.00 %
missed	0	0.00 %	blocked	3	30.00 %	missed	0	0.00 %
on goal	0	0.00 %	missed	3	30.00 %	on goal	0	0.00 %
blocked	2	100.00 %	on goal	3	30.00 %	blocked	2	100.00 %
Shots	2	2.70 %	Shots	10	13.51 %	Shots	2	2.70 %
Scores	0	0.00 %	Scores	0	0.00 %	Scores	0	0.00 %

bar	1	1.35 %
missed	20	27.03 %
blocked	26	35.14 %
on goal	27	36.49 %
Shots	74	
Scores	4	

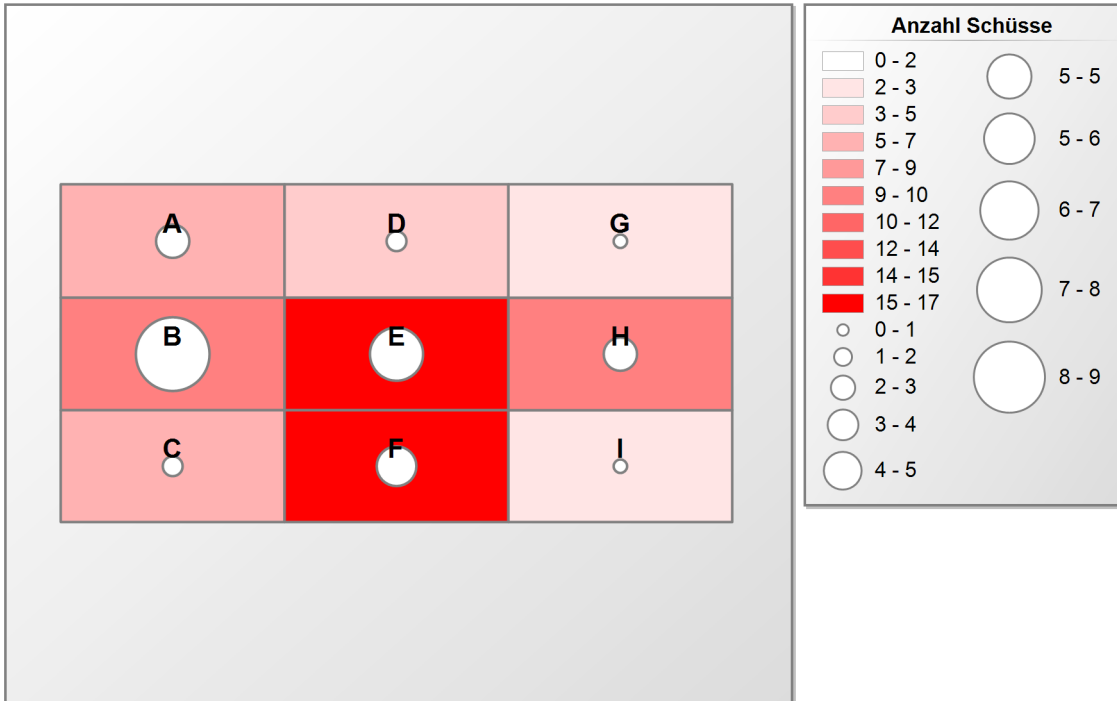
Total on Goal	1	Total on Goal	9	Total on Goal	3
Total Shots	6	Total Shots	10	Total Shots	6
Total Scores	0	Total Scores	1	Total Scores	1
Precision	16.67 %	Precision	90.00 %	Precision	50.00 %
Efficiency	0.00 %	Efficiency	11.11 %	Efficiency	33.33 %
Total on Goal	4	Total on Goal	6	Total on Goal	1
Total Shots	16	Total Shots	17	Total Shots	5
Total Scores	2	Total Scores	0	Total Scores	0
Precision	25.00 %	Precision	35.29 %	Precision	20.00 %
Efficiency	50.00 %	Efficiency	0.00 %	Efficiency	0.00 %
Total on Goal	0	Total on Goal	3	Total on Goal	0
Total Shots	2	Total Shots	10	Total Shots	2
Total Scores	0	Total Scores	0	Total Scores	0
Precision	0.00 %	Precision	30.00 %	Precision	0.00 %
Efficiency	NaN	Efficiency	0.00 %	Efficiency	NaN

Total on Goal	27
Total Shots	74
Total Scores	4
Precision	36.49 %
Efficiency	14.81 %

Event Statistics



Schussverteilung und Schüsse auf's Tor



Zone (Fields)	A	B	C	D	E	F	G	H	I	Total
Total	6	10	6	5	17	16	2	10	2	74
on Goal (Circles)	3	9	1	1	6	4	0	3	0	27

Event Statistics

HC Rychenberg Winterthur



	Tore erzielt	Tore erhalten	Strafminuten
Teamübersicht	11	10	24

Spieler/in	Spiele		Plus/Minus				Schüsse				Tore			Bullies			Strafen		
	gespielt		+	-	Bilanz	+ in %	- in %	Total	auf's Tor	% auf's Tor	Effizienz (%)	erzielt	Assists	in %	Total	gewonnen	in %	Total (min)	in %
19 Püntener Noah	2		5	3	2	45.45	30.00	10	7	70.00	57.14	4	1	36.36	0	0	0.00	0	0.00
4 Conrad Levin	2		5	4	1	45.45	40.00	13	2	15.38	50.00	1	2	9.09	8	4	50.00	2	8.33
20 Nilsson Jonathan	2		2	4	-2	18.18	40.00	5	4	80.00	50.00	2	0	18.18	0	0	0.00	0	0.00
10 Lindgjerdet Markus	2		5	3	2	45.45	30.00	11	5	45.45	40.00	2	0	18.18	0	0	0.00	2	8.33
6 Gutknecht Sämi	2		5	3	2	45.45	30.00	3	2	66.67	0.00	0	2	0.00	2	1	50.00	0	0.00
11 Kern Pascal	2		4	1	3	36.36	10.00	0	0	0.00	0.00	0	2	0.00	7	2	28.57	0	0.00
12 Ott Severin	2		4	0	4	36.36	0.00	5	1	20.00	100.00	1	0	9.09	1	0	0.00	2	8.33
17 Kühl Flemming	2		3	0	3	27.27	0.00	3	1	33.33	100.00	1	0	9.09	0	0	0.00	0	0.00
2 Bischofberger Nicola	2		2	4	-2	18.18	40.00	1	0	0.00	0.00	0	1	0.00	0	0	0.00	16	66.67
23 Studer Tobias	2		6	3	3	54.55	30.00	4	1	25.00	0.00	0	1	0.00	5	3	60.00	0	0.00
81 Aeschmann Tim	2		2	4	-2	18.18	40.00	1	1	100.00	0.00	0	1	0.00	0	0	0.00	0	0.00
7 Conrad Nils	2		5	4	1	45.45	40.00	2	0	0.00	0.00	0	0	0.00	0	0	0.00	0	0.00
8 Graf Timo	2		0	0	0	0.00	0.00	0	0	0.00	0.00	0	0	0.00	0	0	0.00	0	0.00
9 Oesch Kimo	2		1	4	-3	9.09	40.00	7	3	42.86	0.00	0	0	0.00	7	2	28.57	2	8.33
13 Mutter Claudio	2		0	1	-1	0.00	10.00	2	2	100.00	0.00	0	0	0.00	0	0	0.00	0	0.00
21 Rutz Niklas	2		0	2	-2	0.00	20.00	0	0	0.00	0.00	0	0	0.00	0	0	0.00	0	0.00
24 Foelix David	2		1	1	0	9.09	10.00	0	0	0.00	0.00	0	0	0.00	0	0	0.00	0	0.00
37 Krebs Moritz	2		1	4	-3	9.09	40.00	4	3	75.00	0.00	0	0	0.00	0	0	0.00	0	0.00
71 Eyer Marco	2		3	3	0	27.27	30.00	1	1	100.00	0.00	0	0	0.00	0	0	0.00	0	0.00
99 Keller Daniel	2		1	2	-1	9.09	20.00	1	0	0.00	0.00	0	0	0.00	0	0	0.00	0	0.00
								73	33	45.21	33.33				30	12	40.00	24	

Event Statistics



HC Rychenberg Winterthur

bar	0	0.00 %	bar	0	0.00 %	bar	0	0.00 %
blocked	0	0.00 %	blocked	2	14.29 %	blocked	0	0.00 %
on goal	0	0.00 %	missed	3	21.43 %	missed	0	0.00 %
missed	2	100.00 %	on goal	9	64.29 %	on goal	2	100.00 %
Shots	2	2.74 %	Shots	14	19.18 %	Shots	2	2.74 %
Scores	0	0.00 %	Scores	4	36.36 %	Scores	2	18.18 %

bar	0	0.00 %	bar	1	5.00 %	bar	0	0.00 %
missed	0	0.00 %	missed	2	10.00 %	blocked	2	15.38 %
blocked	5	50.00 %	on goal	8	40.00 %	on goal	5	38.46 %
on goal	5	50.00 %	blocked	9	45.00 %	missed	6	46.15 %
Shots	10	13.70 %	Shots	20	27.40 %	Shots	13	17.81 %
Scores	1	9.09 %	Scores	2	18.18 %	Scores	1	9.09 %

bar	0	0.00 %	bar	0	0.00 %	bar	0	0.00 %
blocked	0	0.00 %	missed	2	25.00 %	missed	0	0.00 %
missed	1	50.00 %	blocked	3	37.50 %	on goal	0	0.00 %
on goal	1	50.00 %	on goal	3	37.50 %	blocked	2	100.00 %
Shots	2	2.74 %	Shots	8	10.96 %	Shots	2	2.74 %
Scores	0	0.00 %	Scores	1	9.09 %	Scores	0	0.00 %

bar	1	1.37 %
missed	16	21.92 %
blocked	23	31.51 %
on goal	33	45.21 %
Shots	73	
Scores	11	

Total on Goal	0	Total on Goal	9	Total on Goal	2
Total Shots	2	Total Shots	14	Total Shots	2
Total Scores	0	Total Scores	4	Total Scores	2
Precision	0.00 %	Precision	64.29 %	Precision	100.00 %
Efficiency	NaN	Efficiency	44.44 %	Efficiency	100.00 %

Total on Goal	5	Total on Goal	8	Total on Goal	5
Total Shots	10	Total Shots	20	Total Shots	13
Total Scores	1	Total Scores	2	Total Scores	1
Precision	50.00 %	Precision	40.00 %	Precision	38.46 %
Efficiency	20.00 %	Efficiency	25.00 %	Efficiency	20.00 %

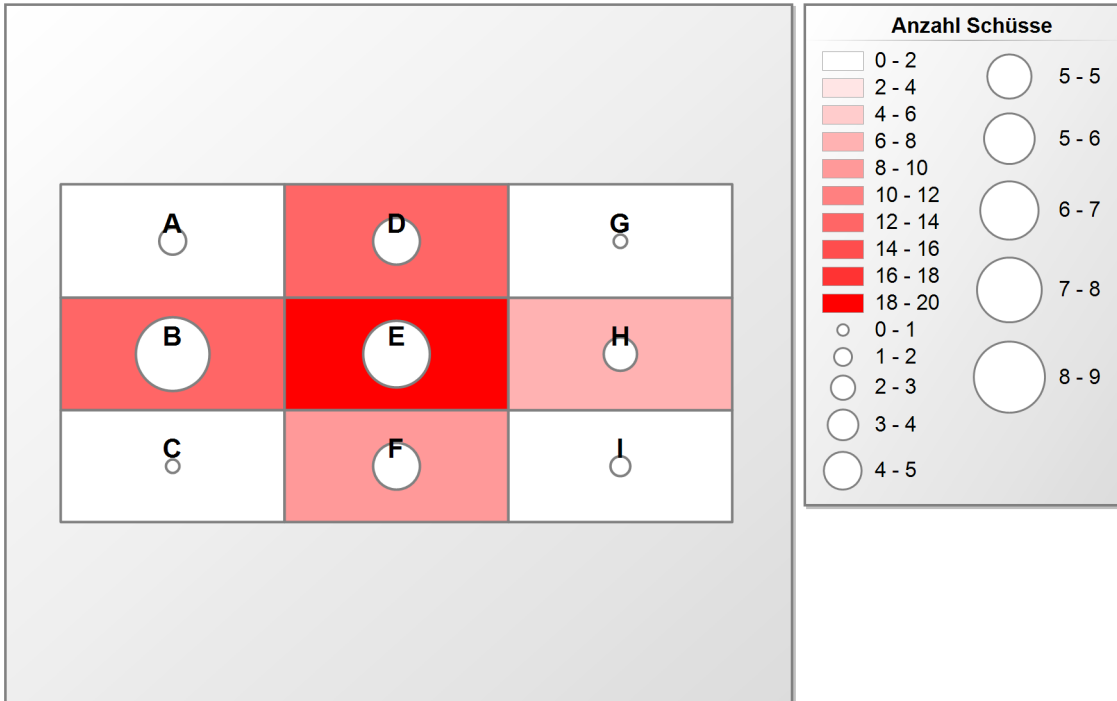
Total on Goal	1	Total on Goal	3	Total on Goal	0
Total Shots	2	Total Shots	8	Total Shots	2
Total Scores	0	Total Scores	1	Total Scores	0
Precision	50.00 %	Precision	37.50 %	Precision	0.00 %
Efficiency	0.00 %	Efficiency	33.33 %	Efficiency	NaN

Total on Goal	33
Total Shots	73
Total Scores	11
Precision	45.21 %
Efficiency	33.33 %

Event Statistics



Schussverteilung und Schüsse auf's Tor



Zone (Fields)	A	B	C	D	E	F	G	H	I	Total
Total	2	14	2	13	20	10	2	8	2	73
on Goal (Circles)	2	9	0	5	8	5	0	3	1	33

Event Statistics

Spieler Statistik			Spiele gespielt	Schüsse				Tore			Scorer Punkte		Bullies			Strafen	
Spieler/in	Team	Total		auf's Tor	% auf's Tor	Effizienz (%)	erzielt	Assists	in %	Total	Pkt./Spiel	Total	gewonnen	in %	Total (min)	in %	
1.	Püntener Noah (19)	HCR	2	10	7	70.00	57.14	4	1	12.90	5	2.50	0	0	0.00	0	0.00
2.	Graf Luca (33)	FBK	2	11	5	45.45	40.00	2	2	6.45	4	2.00	1	1	100.00	0	0.00
3.	Ruh Yann (81)	FBK	2	11	3	27.27	66.67	2	1	6.45	3	1.50	0	0	0.00	0	0.00
4.	Zaugg Jan (61)	FBK	2	8	2	25.00	50.00	1	2	3.23	3	1.50	13	5	38.46	0	0.00
5.	Conrad Levin (4)	HCR	2	13	2	15.38	50.00	1	2	3.23	3	1.50	8	4	50.00	2	7.14
6.	Seiler Noël (40)	GC	1	12	2	16.67	100.00	2	0	6.45	2	2.00	2	0	0.00	2	7.14
7.	Jirebeck Simon (31)	FBK	2	9	4	44.44	50.00	2	0	6.45	2	1.00	1	0	0.00	0	0.00
8.	Nilsson Jonathan (20)	HCR	2	5	4	80.00	50.00	2	0	6.45	2	1.00	0	0	0.00	0	0.00
9.	Lindgjerdet Markus (10)	HCR	2	11	5	45.45	40.00	2	0	6.45	2	1.00	0	0	0.00	2	7.14
10.	Känzig Deny (77)	SVWE	1	3	3	100.00	33.33	1	1	3.23	2	2.00	0	0	0.00	2	7.14
11.	Meier Christoph (25)	GC	1	16	7	43.75	0.00	0	2	0.00	2	2.00	10	7	70.00	0	0.00
12.	Ammann Nicolas (11)	FBK	2	1	1	100.00	100.00	1	1	3.23	2	1.00	0	0	0.00	0	0.00
13.	Gerber Mike (4)	FBK	2	13	7	53.85	14.29	1	1	3.23	2	1.00	0	0	0.00	0	0.00
14.	Poffet Samuel (70)	FBK	2	4	1	25.00	0.00	0	2	0.00	2	1.00	8	4	50.00	0	0.00
15.	Gutknecht Sämi (6)	HCR	2	3	2	66.67	0.00	0	2	0.00	2	1.00	2	1	50.00	0	0.00
16.	Kern Pascal (11)	HCR	2	0	0	0.00	0.00	0	2	0.00	2	1.00	7	2	28.57	0	0.00
17.	Tringaniello Leon (7)	FBK	2	5	1	20.00	100.00	1	0	3.23	1	0.50	4	0	0.00	0	0.00
18.	Hammer Philemon (14)	FBK	2	3	1	33.33	100.00	1	0	3.23	1	0.50	0	0	0.00	0	0.00
19.	Steiger Daniel (19)	GC	1	4	1	25.00	100.00	1	0	3.23	1	1.00	1	0	0.00	0	0.00
20.	Ott Severin (12)	HCR	2	5	1	20.00	100.00	1	0	3.23	1	0.50	1	0	0.00	2	7.14
21.	Kühl Flemming (17)	HCR	2	3	1	33.33	100.00	1	0	3.23	1	0.50	0	0	0.00	0	0.00
22.	Sikora Radek (9)	SVWE	1	3	1	33.33	100.00	1	0	3.23	1	1.00	0	0	0.00	0	0.00
23.	Wyss Yannis (16)	SVWE	1	1	1	100.00	100.00	1	0	3.23	1	1.00	0	0	0.00	0	0.00
24.	Dudovic Michal (4)	SVWE	1	6	2	33.33	50.00	1	0	3.23	1	1.00	0	0	0.00	0	0.00
25.	Bolliger Silvan (50)	FBK	2	8	4	50.00	25.00	1	0	3.23	1	0.50	0	0	0.00	0	0.00
26.	Riedi Paolo (21)	GC	1	11	5	45.45	20.00	1	0	3.23	1	1.00	0	0	0.00	0	0.00
27.	Laely Claudio (6)	GC	1	1	0	0.00	0.00	0	1	0.00	1	1.00	0	0	0.00	0	0.00
28.	Wenk Florian (29)	GC	1	8	3	37.50	0.00	0	1	0.00	1	1.00	1	0	0.00	0	0.00
29.	Siegenthaler Noah (8)	SVWE	1	4	1	25.00	0.00	0	1	0.00	1	1.00	4	3	75.00	0	0.00
30.	Väänänen Tatu (21)	SVWE	1	3	1	33.33	0.00	0	1	0.00	1	1.00	2	2	100.00	0	0.00
31.	Pylsy Joonas (91)	SVWE	1	3	1	33.33	0.00	0	1	0.00	1	1.00	8	5	62.50	0	0.00

Event Statistics

Spieler Statistik			Spiele gespielt	Schüsse				Tore			Scorer Punkte		Bullies			Strafen	
Spieler/in	Team	Total		auf's Tor	% auf's Tor	Effizienz (%)	erzielt	Assists	in %	Total	Pkt./Spiel	Total	gewonnen	in %	Total (min)	in %	
32.	Holopainen Jyrki (24)	FBK	2	3	2	66.67	0.00	0	1	0.00	1	0.50	0	0	0.00	0	0.00
33.	Münger Lukas (47)	FBK	2	3	1	33.33	0.00	0	1	0.00	1	0.50	0	0	0.00	0	0.00
34.	Bischofberger Nicola (2)	HCR	2	1	0	0.00	0.00	0	1	0.00	1	0.50	0	0	0.00	16	57.14
35.	Studer Tobias (23)	HCR	2	4	1	25.00	0.00	0	1	0.00	1	0.50	5	3	60.00	0	0.00
36.	Aeschimann Tim (81)	HCR	2	1	1	100.00	0.00	0	1	0.00	1	0.50	0	0	0.00	0	0.00
37.	Lehkosuo Otto (8)	FBK	2	9	6	66.67	0.00	0	0	0.00	0	0.00	1	0	0.00	0	0.00
38.	Aebersold Tim (12)	FBK	2	3	2	66.67	0.00	0	0	0.00	0	0.00	0	0	0.00	0	0.00
39.	Bühler Alexander (19)	FBK	2	4	2	50.00	0.00	0	0	0.00	0	0.00	0	0	0.00	0	0.00
40.	Hermle David (21)	FBK	1	0	0	0.00	0.00	0	0	0.00	0	0.00	0	0	0.00	0	0.00
41.	Hutzli Stefan (23)	FBK	2	0	0	0.00	0.00	0	0	0.00	0	0.00	0	0	0.00	0	0.00
42.	Haldemann Cedric (44)	FBK	2	5	2	40.00	0.00	0	0	0.00	0	0.00	0	0	0.00	0	0.00
43.	Willfratt Raúl (51)	FBK	1	0	0	0.00	0.00	0	0	0.00	0	0.00	0	0	0.00	0	0.00
44.	Thöni Gian (71)	FBK	2	0	0	0.00	0.00	0	0	0.00	0	0.00	0	0	0.00	0	0.00
45.	Engel Manuel (93)	FBK	2	0	0	0.00	0.00	0	0	0.00	0	0.00	0	0	0.00	0	0.00
46.	Hasenböhler Dylsn (2)	GC	1	0	0	0.00	0.00	0	0	0.00	0	0.00	0	0	0.00	0	0.00
47.	Alliata Alessandro (3)	GC	1	1	1	100.00	0.00	0	0	0.00	0	0.00	0	0	0.00	0	0.00
48.	Heller Tobias (7)	GC	1	2	1	50.00	0.00	0	0	0.00	0	0.00	0	0	0.00	0	0.00
49.	Mock Moritz (8)	GC	1	1	0	0.00	0.00	0	0	0.00	0	0.00	0	0	0.00	0	0.00
50.	Dürler David (12)	GC	1	0	0	0.00	0.00	0	0	0.00	0	0.00	0	0	0.00	0	0.00
51.	Bier Kay (13)	GC	1	4	0	0.00	0.00	0	0	0.00	0	0.00	0	0	0.00	0	0.00
52.	Laubscher Simon (14)	GC	1	1	1	100.00	0.00	0	0	0.00	0	0.00	2	1	50.00	0	0.00
53.	Stäubli Timon (17)	GC	1	2	0	0.00	0.00	0	0	0.00	0	0.00	0	0	0.00	0	0.00
54.	Göldi Fabrice (23)	GC	1	1	1	100.00	0.00	0	0	0.00	0	0.00	0	0	0.00	0	0.00
55.	Strässle Alan (32)	GC	1	0	0	0.00	0.00	0	0	0.00	0	0.00	0	0	0.00	0	0.00
56.	Seiler Elia (55)	GC	1	0	0	0.00	0.00	0	0	0.00	0	0.00	0	0	0.00	0	0.00
57.	Volkart Samuel (57)	GC	1	4	1	25.00	0.00	0	0	0.00	0	0.00	1	0	0.00	0	0.00
58.	Spinas Jan (71)	GC	1	0	0	0.00	0.00	0	0	0.00	0	0.00	0	0	0.00	0	0.00
59.	Rüegger Joel (95)	GC	1	6	4	66.67	0.00	0	0	0.00	0	0.00	0	0	0.00	0	0.00
60.	Conrad Nils (7)	HCR	2	2	0	0.00	0.00	0	0	0.00	0	0.00	0	0	0.00	0	0.00
61.	Graf Timo (8)	HCR	2	0	0	0.00	0.00	0	0	0.00	0	0.00	0	0	0.00	0	0.00
62.	Oesch Kimo (9)	HCR	2	7	3	42.86	0.00	0	0	0.00	0	0.00	7	2	28.57	2	7.14

Event Statistics

Spieler Statistik			Spiele	Schüsse				Tore			Scorer Punkte		Bullies			Strafen	
	Spieler/in	Team	gespielt	Total	auf's Tor	% auf's Tor	Effizienz (%)	erzielt	Assists	in %	Total	Pkt./Spiel	Total	gewonnen	in %	Total (min)	in %
63.	Mutter Claudio (13)	HCR	2	2	2	100.00	0.00	0	0	0.00	0	0.00	0	0	0.00	0	0.00
64.	Rutz Niklas (21)	HCR	2	0	0	0.00	0.00	0	0	0.00	0	0.00	0	0	0.00	0	0.00
65.	Foelix David (24)	HCR	2	0	0	0.00	0.00	0	0	0.00	0	0.00	0	0	0.00	0	0.00
66.	Krebs Moritz (37)	HCR	2	4	3	75.00	0.00	0	0	0.00	0	0.00	0	0	0.00	0	0.00
67.	Eyer Marco (71)	HCR	2	1	1	100.00	0.00	0	0	0.00	0	0.00	0	0	0.00	0	0.00
68.	Keller Daniel (99)	HCR	2	1	0	0.00	0.00	0	0	0.00	0	0.00	0	0	0.00	0	0.00
69.	Tambini Amelio (6)	SVWE	1	0	0	0.00	0.00	0	0	0.00	0	0.00	0	0	0.00	0	0.00
70.	Persici Gianluca (11)	SVWE	1	0	0	0.00	0.00	0	0	0.00	0	0.00	0	0	0.00	0	0.00
71.	Von Arx Timo (20)	SVWE	1	0	0	0.00	0.00	0	0	0.00	0	0.00	0	0	0.00	0	0.00
72.	Döbeli Tim (24)	SVWE	1	0	0	0.00	0.00	0	0	0.00	0	0.00	0	0	0.00	0	0.00
73.	Ziehli Jan (36)	SVWE	1	2	1	50.00	0.00	0	0	0.00	0	0.00	0	0	0.00	0	0.00
74.	Vogt Marc-André (44)	SVWE	1	8	2	25.00	0.00	0	0	0.00	0	0.00	0	0	0.00	0	0.00
75.	Davet Jonathan (51)	SVWE	1	0	0	0.00	0.00	0	0	0.00	0	0.00	0	0	0.00	0	0.00
76.	Mühlemann Gian (52)	SVWE	1	1	0	0.00	0.00	0	0	0.00	0	0.00	0	0	0.00	0	0.00
77.	Lahti Joel (66)	SVWE	1	3	1	33.33	0.00	0	0	0.00	0	0.00	1	0	0.00	0	0.00
78.	Hollenstein Andrin (73)	SVWE	1	2	0	0.00	0.00	0	0	0.00	0	0.00	0	0	0.00	0	0.00
79.	Affolter Philipp (81)	SVWE	1	4	3	75.00	0.00	0	0	0.00	0	0.00	0	0	0.00	0	0.00
80.	Louis Marco (94)	SVWE	1	4	1	25.00	0.00	0	0	0.00	0	0.00	0	0	0.00	0	0.00
			294	122	41.50	25.41		31					90			28	

Sortierung:

1. Scorer Punkte
2. Score Punkte pro Spiel
3. Geschossene Tore
4. Effizienz

Event Statistics

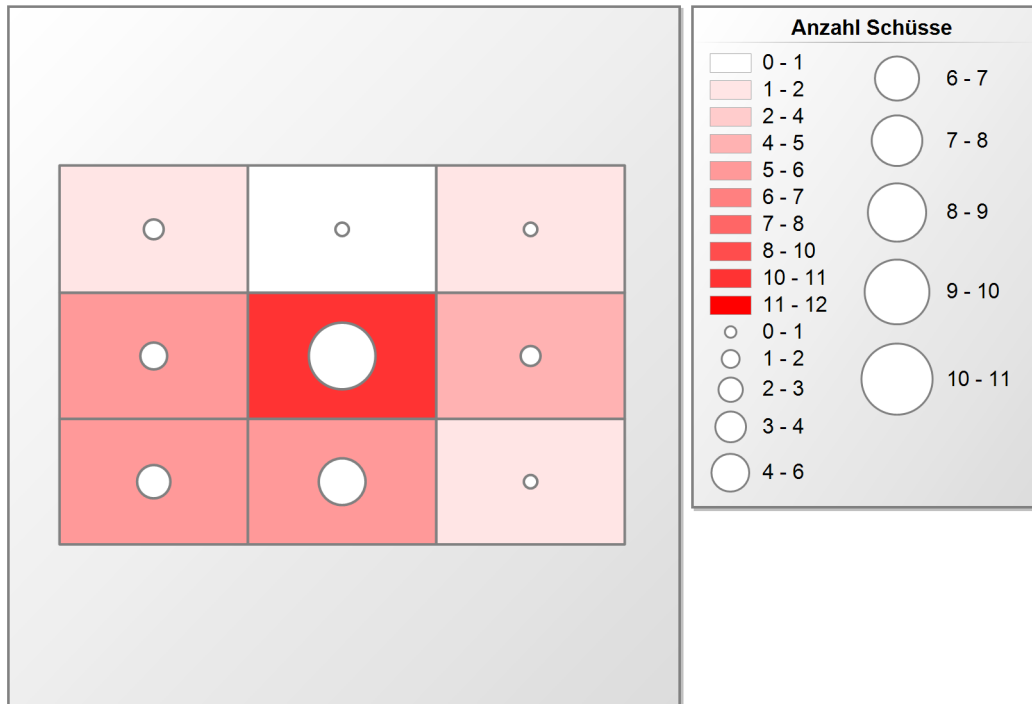
	Abwehr					Tor erhalten								Total	Saves	Saves in %	
	Fuss/Beine	Hand/Arm	Körper	Maske	Total		hintern Tor	keine Reaktion	Überspielt	Umspielt	verpasst	Verschiebung	zwischen Beine				Total
30 Patrick Eder	6	15	8		29	0		1	2		3	2		8	37	29	78.38
30 Pascal Meier	9	18	9	2	38	0	0	4	0	0	1	3	0	8	46	38	82.61
75 Tim Kramer	5	2	3		10				1		4			5	15	10	66.67
38 Luca Locher	2	1			3				1		1			2	5	3	60.00
1 Cyril Haldemann	1	2	1	0	4	0	0	0	0	1	3	1	0	5	9	4	44.44
1 Yanick Flury	0	0	0	0	0	0	0	0	0	0	0	0	0	0	0	0	0.00
39 Daniel Mürger	0	0	0	0	0	0	0	0	0	0	0	0	0	0	0	0	0.00
Total	23	38	21	2	84	0	0	5	4	1	12	6	0	28	112	84	75.00

Event Statistics

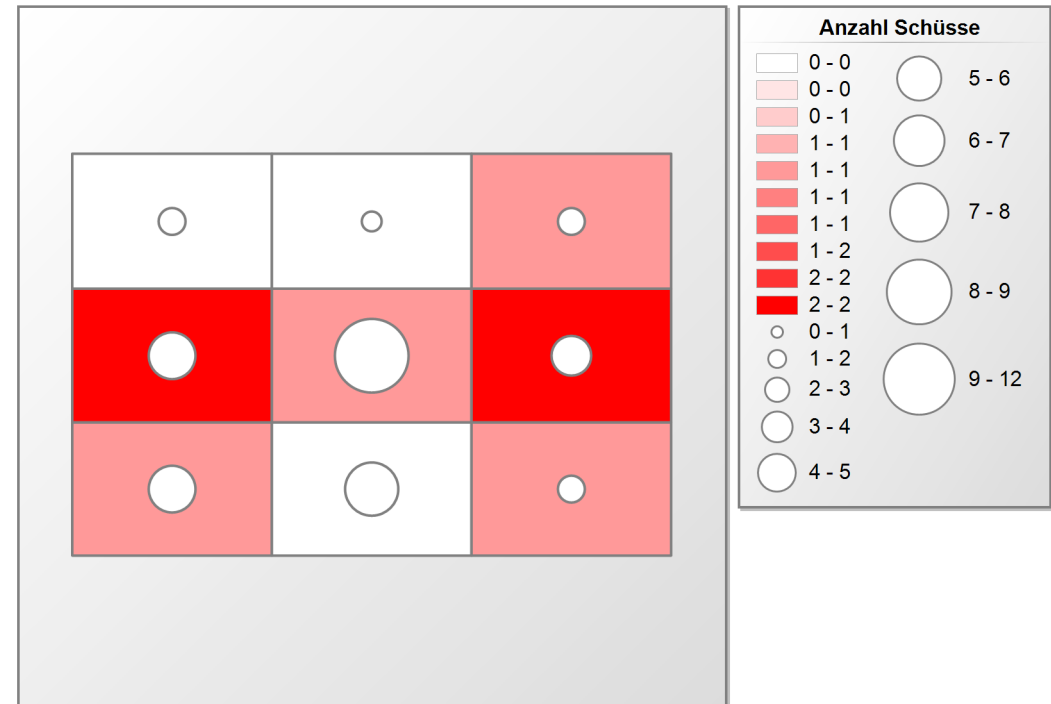


	Abwehr				Tor erhalten				Total	Saves	Saves in %	
	Fuss/Beine	Hand/Arm	Körper	Total	keine Reaktion	Überspielt	verpasst	Verschiebung				
30 Patrick Eder	6	15	8	29	1	2	3	2	8	37	29	78.38
Total	6	15	8	29	1	2	3	2	8	37	29	78.38

Schüsse und Saves



Erhaltene Tore und Schüsse


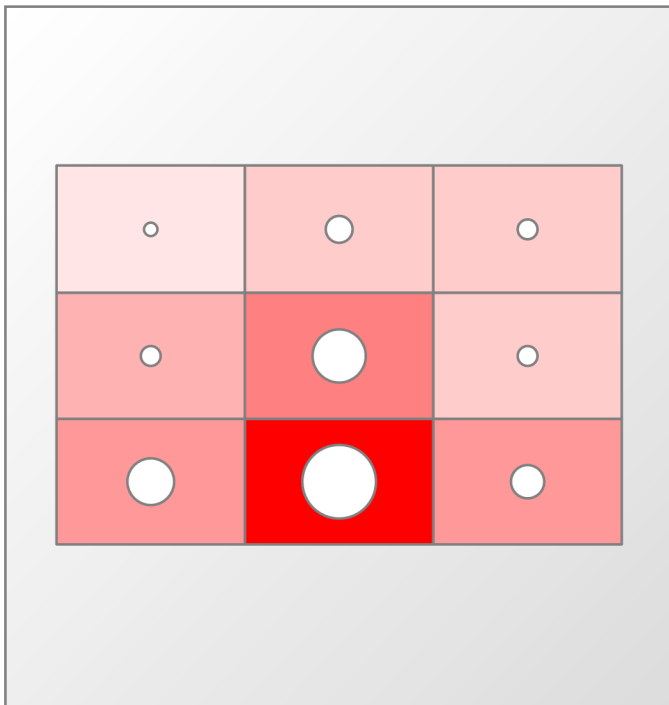


Event Statistics


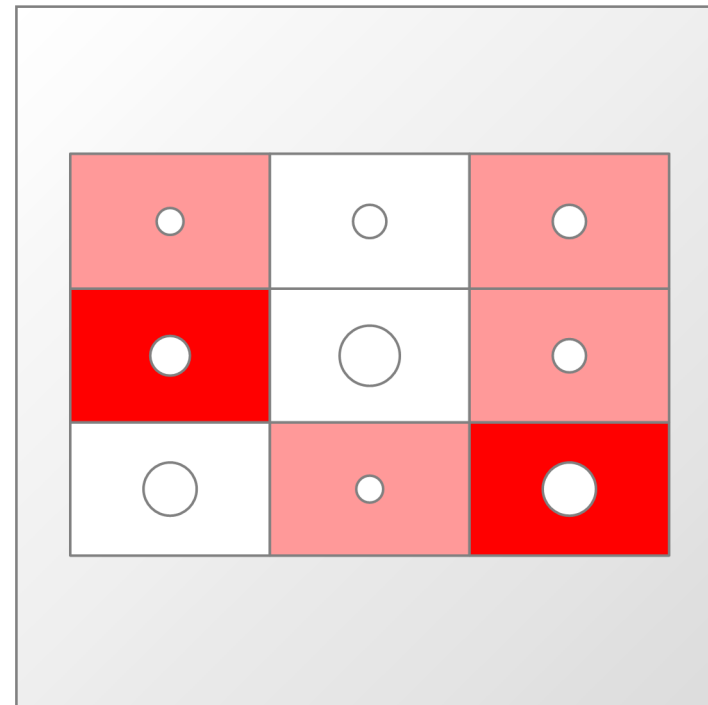


	Abwehr					Tor erhalten				Total	Saves	Saves in %
	Fuss/Beine	Hand/Arm	Körper	Maske	Total	keine Reaktion	verpasst	Verschiebung	Total			
30 Pascal Meier	9	18	9	2	38	4	1	3	8	46	38	82.61
Total	9	18	9	2	38	4	1	3	8	46	38	82.61

Schüsse und Saves



Erhaltene Tore und Schüsse

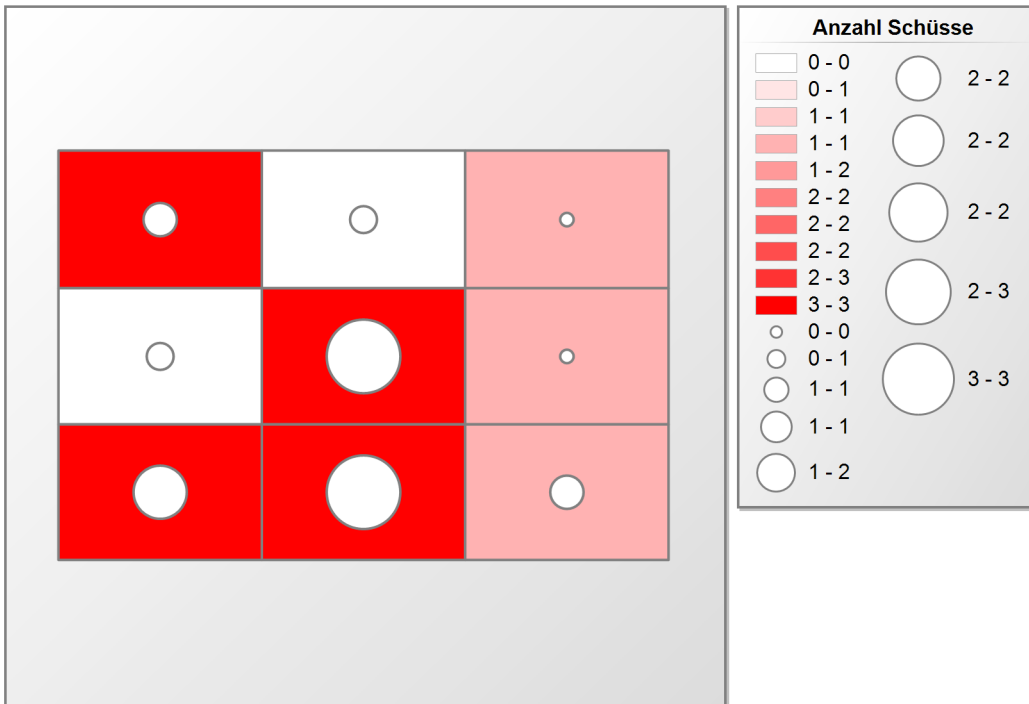


Event Statistics




	Abwehr				Tor erhalten			Total	Saves	Saves in %
	Fuss/Beine	Hand/Arm	Körper	Total	Überspielt	verpasst	Total			
75 Tim Kramer	5	2	3	10	1	4	5	15	10	66.67
Total	5	2	3	10	1	4	5	15	10	66.67

Schüsse und Saves



Erhaltene Tore und Schüsse

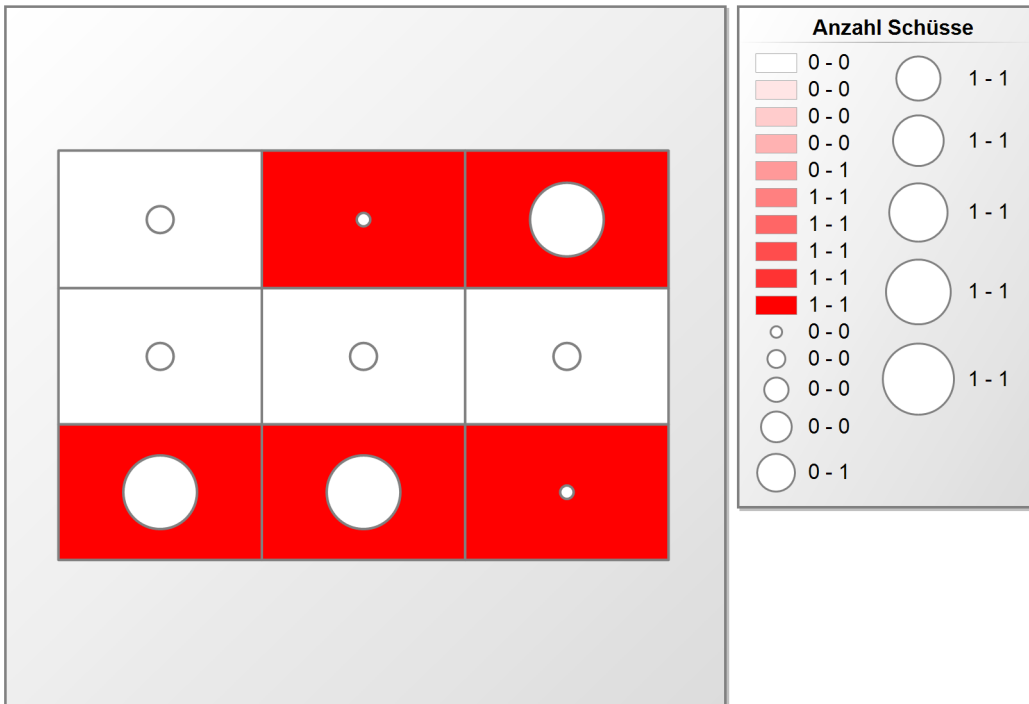


Event Statistics

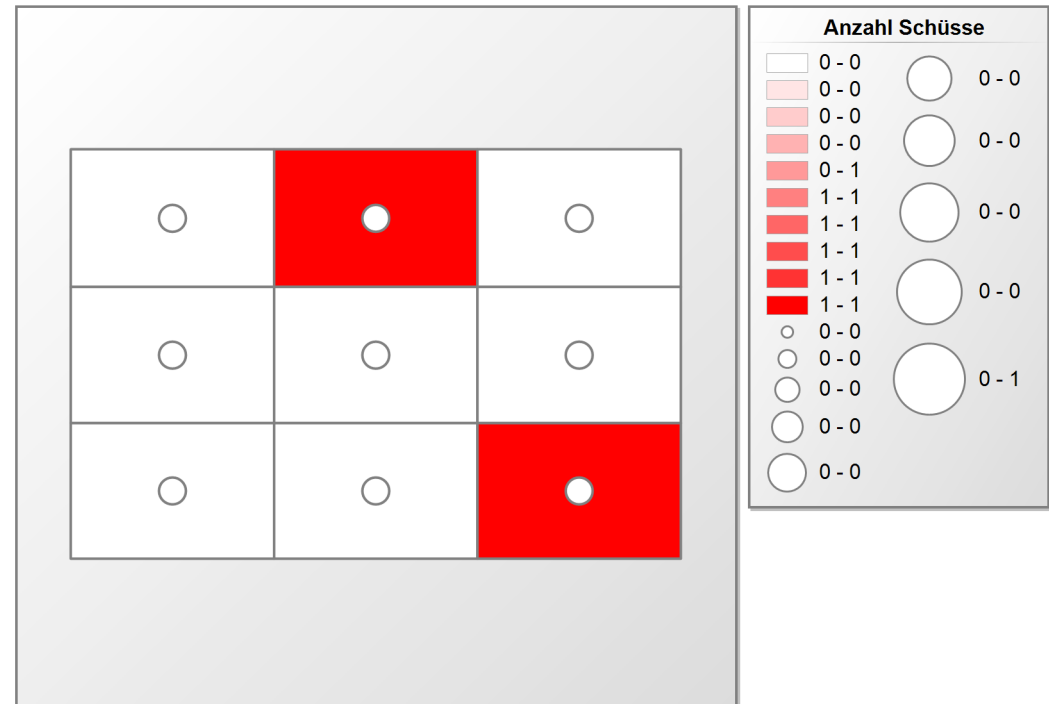


	Abwehr			Tor erhalten			Total	Saves	Saves in %
	Fuss/Beine	Hand/Arm	Total	Überspielt	verpasst	Total			
38 Luca Locher	2	1	3	1	1	2	5	3	60.00
Total	2	1	3	1	1	2	5	3	60.00

Schüsse und Saves



Erhaltene Tore und Schüsse




Event Statistics




	Abwehr				Tor erhalten				Total	Saves	Saves in %
	Fuss/Beine	Hand/Arm	Körper	Total	Umspielt	verpasst	Verschiebung	Total			
1 Cyril Haldemann	1	2	1	4	1	3	1	5	9	4	44.44
Total	1	2	1	4	1	3	1	5	9	4	44.44

Schüsse und Saves



Erhaltene Tore und Schüsse



Spielstatistik

Supercup Männer

Final

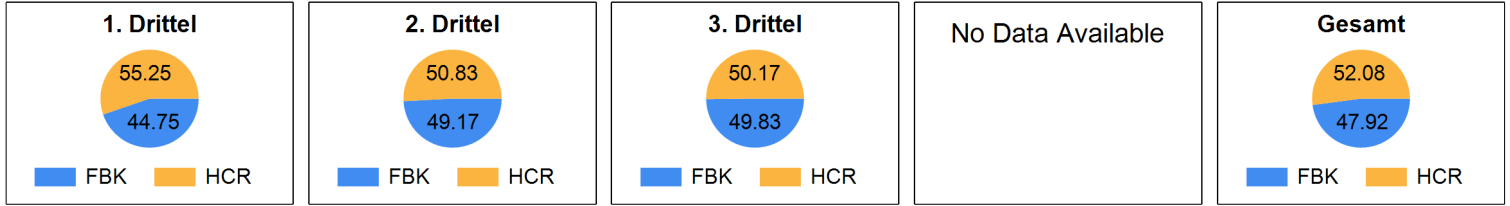


VS



Game Statistics

Ballbesitz



HC Rychenberg Winterthur

4

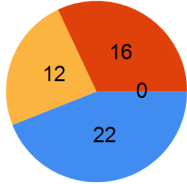
6

Floorball Köniz



1.	2	2
2.	2	1
3.	0	3
Verl.	0	0

Schussstatistik



auf's Tor daneben geblockt Pfosten

	1.	2.	3.	Verl.	Total
auf's Tor	4	11	7	0	22
daneben	3	3	6	0	12
geblockt	4	5	7	0	16
Pfosten	0	0	0	0	0
	11	19	20	0	50

Präzision (%)	36.36	57.89	35.00	44.00
Effizienz (%)	50.00	18.18	0.00	18.18

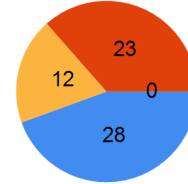
Torhüter Statistik

	30 Pascal Meier	
	Schüsse	Gehalten
1.	9	7
	77.78%	
2.	6	5
	83.33%	
3.	13	10
	76.92%	
Verl.	0	0
	NaN	
Total	28	22
	78.57%	

Strafzeitstatistik

	1.	2.	3.	Total	Tore
Überzahl	00:00	00:00	00:00	0	0
Unterzahl	02:00	00:00	02:00	04:00	0

Schussstatistik



auf's Tor daneben geblockt Pfosten

	1.	2.	3.	Verl.	Total
auf's Tor	9	6	13	0	28
daneben	4	3	5	0	12
geblockt	9	6	8	0	23
Pfosten	0	0	0	0	0
	22	15	26	0	63

Präzision (%)	40.91	40.00	50.00	44.44
Effizienz (%)	22.22	16.67	23.08	21.43

Torhüter Statistik

	30 Patrick Eder	
	Schüsse	Gehalten
1.	4	2
	50.00%	
2.	10	8
	80.00%	
3.	7	7
	100.00%	
Verl.	0	0
	NaN	
Total	21	17
	80.95%	

Strafzeitstatistik

	1.	2.	3.	Total	Tore
Überzahl	02:00	00:00	02:00	04:00	0
Unterzahl	00:00	00:00	00:00	0	0

Game Statistics

Spielverlauf

1. Drittel

Zeit	Resultat	Team	Situation	#	Spieler/in	#	Assist	Speed
01:45	0-1	Floorball Köniz		31	Simon Jirebeck	70	Samuel Poffet	0.00
02:17	1-1	HC Rychenberg Winterthur		10	Markus Lindgjerdet	6	Sämi Gutknecht	0.00
05:16	2-1	HC Rychenberg Winterthur		17	Flemming Kühl	11	Pascal Kern	0.00
06:27	2-2	Floorball Köniz		81	Yann Ruh	4	Mike Gerber	0.00
11:53		HC Rychenberg Winterthur	2' Überharter Körpereinsatz	10	Markus Lindgjerdet			

2. Drittel

Zeit	Resultat	Team	Situation	#	Spieler/in	#	Assist	Speed
23:43	3-2	HC Rychenberg Winterthur		19	Noah Püntener	4	Levin Conrad	0.00
27:34	4-2	HC Rychenberg Winterthur		20	Jonathan Nilsson	2	Nicola Bischofberger	0.00
28:43	4-3	Floorball Köniz		50	Silvan Bolliger	61	Jan Zaugg	0.00

3. Drittel

Zeit	Resultat	Team	Situation	#	Spieler/in	#	Assist	Speed
42:42		HC Rychenberg Winterthur	2' Stocks Schlag	12	Severin Ott			
48:00	4-4	Floorball Köniz		7	Leon Tringaniello	11	Nicolas Ammann	0.00
53:02	4-5	Floorball Köniz		81	Yann Ruh	33	Luca Graf	0.00
54:30	4-6	Floorball Köniz		31	Simon Jirebeck	70	Samuel Poffet	0.00
54:30		HC Rychenberg Winterthur	Time Out					

Game Statistics

HC Rychenberg Winterthur		Plus/Minus			Schüsse				Tore		
Spieler/in	+	-	Bilanz	Total	auf's Tor	% auf's Tor	Effizienz (%)	erzielt	Assists	in %	
2 Bischofberger Nicola	1	2	-1	1	0	0.00	0.00	0	1	0.00	
4 Conrad Levin	1	2	-1	9	1	11.11	0.00	0	1	0.00	
6 Gutknecht Sämi	2	2	0	2	1	50.00	0.00	0	1	0.00	
7 Conrad Nils	1	2	-1	0	0	0.00	0.00	0	0	0.00	
8 Graf Timo	0	0	0	0	0	0.00	0.00	0	0	0.00	
9 Oesch Kimo	1	3	-2	4	2	50.00	0.00	0	0	0.00	
10 Lindgjerdet Markus	2	2	0	9	4	44.44	25.00	1	0	25.00	
11 Kern Pascal	2	1	1	0	0	0.00	0.00	0	1	0.00	
12 Ott Severin	2	0	2	1	0	0.00	0.00	0	0	0.00	
13 Mutter Claudio	0	1	-1	2	2	100.00	0.00	0	0	0.00	
17 Kühl Flemming	2	0	2	3	1	33.33	100.00	1	0	25.00	
19 Püntener Noah	1	2	-1	6	4	66.67	25.00	1	0	25.00	
20 Nilsson Jonathan	1	2	-1	3	2	66.67	50.00	1	0	25.00	
21 Rutz Niklas	0	0	0	0	0	0.00	0.00	0	0	0.00	
23 Studer Tobias	1	2	-1	4	1	25.00	0.00	0	0	0.00	
24 Foelix David	0	0	0	0	0	0.00	0.00	0	0	0.00	
37 Krebs Moritz	1	3	-2	4	3	75.00	0.00	0	0	0.00	
71 Eyer Marco	1	2	-1	0	0	0.00	0.00	0	0	0.00	
81 Aeschmann Tim	1	2	-1	1	1	100.00	0.00	0	0	0.00	
99 Keller Daniel	0	2	-2	1	0	0.00	0.00	0	0	0.00	
20	30			50	22	44.00	18.18				

Floorball Kőniz		Plus/Minus			Schüsse				Tore		
Spieler/in	+	-	Bilanz	Total	auf's Tor	% auf's Tor	Effizienz (%)	erzielt	Assists	in %	
4 Gerber Mike	3	1	2	7	3	42.86	0.00	0	1	0.00	
7 Tringaniello Leon	1	2	-1	3	1	33.33	100.00	1	0	16.67	
8 Lehtkosuo Otto	2	1	1	7	4	57.14	0.00	0	0	0.00	
11 Ammann Nicolas	1	2	-1	0	0	0.00	0.00	0	1	0.00	
12 Aebersold Tim	1	0	1	2	2	100.00	0.00	0	0	0.00	
14 Hammer Philemon	1	1	0	2	0	0.00	0.00	0	0	0.00	
19 Böhler Alexander	1	2	-1	3	2	66.67	0.00	0	0	0.00	
21 Hermle David	0	0	0	0	0	0.00	0.00	0	0	0.00	
23 Hutzli Stefan	0	0	0	0	0	0.00	0.00	0	0	0.00	
24 Holopainen Jyrki	2	1	1	2	2	100.00	0.00	0	0	0.00	
31 Jirebeck Simon	2	1	1	7	4	57.14	50.00	2	0	33.33	
33 Graf Luca	3	1	2	4	0	0.00	0.00	0	1	0.00	
44 Haldemann Cedric	1	2	-1	5	2	40.00	0.00	0	0	0.00	
47 Műnger Lukas	1	2	-1	3	1	33.33	0.00	0	0	0.00	
50 Bolliger Silvan	3	1	2	4	3	75.00	33.33	1	0	16.67	
61 Zaugg Jan	3	1	2	4	1	25.00	0.00	0	1	0.00	
70 Poffet Samuel	2	1	1	3	1	33.33	0.00	0	2	0.00	
71 Thőni Gian	0	0	0	0	0	0.00	0.00	0	0	0.00	
81 Ruh Yann	3	1	2	7	2	28.57	100.00	2	0	33.33	
93 Engel Manuel	0	0	0	0	0	0.00	0.00	0	0	0.00	
30	20			63	28	44.44	21.43				

Shot Statistics



HC Rychenberg Winterthur

Overall

Floorball Köniz



bar	0	0.00 %	bar	0	0.00 %	bar	0	0.00 %
blocked	0	0.00 %	blocked	1	14.29 %	blocked	0	0.00 %
on goal	0	0.00 %	missed	1	14.29 %	missed	0	0.00 %
missed	2	100.00 %	on goal	5	71.43 %	on goal	1	100.00 %
Shots	2	4.00 %	Shots	7	14.00 %	Shots	1	2.00 %
Scores	0	0.00 %	Scores	1	25.00 %	Scores	1	25.00 %
bar	0	0.00 %	bar	0	0.00 %	bar	0	0.00 %
missed	0	0.00 %	missed	2	14.29 %	blocked	2	18.18 %
blocked	4	50.00 %	on goal	5	35.71 %	on goal	4	36.36 %
on goal	4	50.00 %	blocked	7	50.00 %	missed	5	45.45 %
Shots	8	16.00 %	Shots	14	28.00 %	Shots	11	22.00 %
Scores	1	25.00 %	Scores	0	0.00 %	Scores	0	0.00 %
bar	0	0.00 %	bar	0	0.00 %	bar	0	0.00 %
blocked	0	0.00 %	blocked	0	0.00 %	missed	0	0.00 %
on goal	0	0.00 %	missed	1	25.00 %	on goal	0	0.00 %
missed	1	100.00 %	on goal	3	75.00 %	blocked	2	100.00 %
Shots	1	2.00 %	Shots	4	8.00 %	Shots	2	4.00 %
Scores	0	0.00 %	Scores	1	25.00 %	Scores	0	0.00 %

bar	0	0.00 %	bar	0	0.00 %	bar	0	0.00 %
blocked	0	0.00 %	blocked	0	0.00 %	blocked	0	0.00 %
missed	1	50.00 %	missed	1	16.67 %	missed	0	0.00 %
on goal	1	50.00 %	on goal	5	83.33 %	on goal	2	100.00 %
Shots	2	3.17 %	Shots	6	9.52 %	Shots	2	3.17 %
Scores	1	16.67 %	Scores	1	16.67 %	Scores	1	16.67 %
bar	0	0.00 %	bar	0	0.00 %	bar	0	0.00 %
missed	2	16.67 %	missed	3	15.79 %	missed	0	0.00 %
on goal	4	33.33 %	blocked	7	36.84 %	blocked	4	44.44 %
blocked	6	50.00 %	on goal	9	47.37 %	on goal	5	55.56 %
Shots	12	19.05 %	Shots	19	30.16 %	Shots	9	14.29 %
Scores	1	16.67 %	Scores	2	33.33 %	Scores	0	0.00 %
bar	0	0.00 %	bar	0	0.00 %	bar	0	0.00 %
on goal	1	12.50 %	missed	0	0.00 %	blocked	0	0.00 %
blocked	3	37.50 %	on goal	1	25.00 %	on goal	0	0.00 %
missed	4	50.00 %	blocked	3	75.00 %	missed	1	100.00 %
Shots	8	12.70 %	Shots	4	6.35 %	Shots	1	1.59 %
Scores	0	0.00 %	Scores	0	0.00 %	Scores	0	0.00 %

bar	0	0.00 %
missed	12	24.00 %
blocked	16	32.00 %
on goal	22	44.00 %
Shots	50	
Scores	4	

bar	0	0.00 %
missed	12	19.05 %
blocked	23	36.51 %
on goal	28	44.44 %
Shots	63	
Scores	6	

Shot Statistics



HC Rychenberg Winterthur

1st Periode

Floorball Köniz



bar	0	0.00 %	bar	0	0.00 %	bar	0	0.00 %
blocked	0	0.00 %	missed	0	0.00 %	blocked	0	0.00 %
on goal	0	0.00 %	blocked	1	33.33 %	missed	0	0.00 %
missed	1	100.00 %	on goal	2	66.67 %	on goal	0	0.00 %
Shots	1	9.09 %	Shots	3	27.27 %	Shots	0	0.00 %
Scores	0	0.00 %	Scores	1	50.00 %	Scores	0	0.00 %

bar	0	0.00 %	bar	0	0.00 %	bar	0	0.00 %
missed	0	0.00 %	blocked	0	0.00 %	blocked	0	0.00 %
blocked	2	50.00 %	missed	0	0.00 %	on goal	0	0.00 %
on goal	2	50.00 %	on goal	0	0.00 %	missed	2	100.00 %
Shots	4	36.36 %	Shots	0	0.00 %	Shots	2	18.18 %
Scores	1	50.00 %	Scores	0	0.00 %	Scores	0	0.00 %

bar	0	0.00 %	bar	0	0.00 %	bar	0	0.00 %
blocked	0	0.00 %	blocked	0	0.00 %	missed	0	0.00 %
missed	0	0.00 %	missed	0	0.00 %	on goal	0	0.00 %
on goal	0	0.00 %	on goal	0	0.00 %	blocked	1	100.00 %
Shots	0	0.00 %	Shots	0	0.00 %	Shots	1	9.09 %
Scores	0	0.00 %	Scores	0	0.00 %	Scores	0	0.00 %

bar	0	0.00 %
missed	3	27.27 %
blocked	4	36.36 %
on goal	4	36.36 %
Shots	11	
Scores	2	

bar	0	0.00 %	bar	0	0.00 %	bar	0	0.00 %
blocked	0	0.00 %	blocked	0	0.00 %	blocked	0	0.00 %
missed	0	0.00 %	missed	1	50.00 %	missed	0	0.00 %
on goal	0	0.00 %	on goal	1	50.00 %	on goal	0	0.00 %
Shots	0	0.00 %	Shots	2	9.09 %	Shots	0	0.00 %
Scores	0	0.00 %	Scores	1	50.00 %	Scores	0	0.00 %

bar	0	0.00 %	bar	0	0.00 %	bar	0	0.00 %
missed	1	20.00 %	missed	1	14.29 %	missed	0	0.00 %
blocked	2	40.00 %	blocked	2	28.57 %	on goal	2	33.33 %
on goal	2	40.00 %	on goal	4	57.14 %	blocked	4	66.67 %
Shots	5	22.73 %	Shots	7	31.82 %	Shots	6	27.27 %
Scores	0	0.00 %	Scores	1	50.00 %	Scores	0	0.00 %

bar	0	0.00 %	bar	0	0.00 %	bar	0	0.00 %
on goal	0	0.00 %	blocked	0	0.00 %	blocked	0	0.00 %
blocked	1	50.00 %	missed	0	0.00 %	missed	0	0.00 %
missed	1	50.00 %	on goal	0	0.00 %	on goal	0	0.00 %
Shots	2	9.09 %	Shots	0	0.00 %	Shots	0	0.00 %
Scores	0	0.00 %	Scores	0	0.00 %	Scores	0	0.00 %

bar	0	0.00 %
missed	4	18.18 %
blocked	9	40.91 %
on goal	9	40.91 %
Shots	22	
Scores	2	

Shot Statistics



HC Rychenberg Winterthur

2nd Periode

Floorball Köniz



bar	0	0.00 %	bar	0	0.00 %	bar	0	0.00 %
blocked	0	0.00 %	blocked	0	0.00 %	blocked	0	0.00 %
on goal	0	0.00 %	missed	0	0.00 %	missed	0	0.00 %
missed	1	100.00 %	on goal	1	100.00 %	on goal	1	100.00 %
Shots	1	5.26 %	Shots	1	5.26 %	Shots	1	5.26 %
Scores	0	0.00 %	Scores	0	0.00 %	Scores	1	50.00 %

bar	0	0.00 %	bar	0	0.00 %	bar	0	0.00 %
missed	0	0.00 %	missed	0	0.00 %	blocked	1	20.00 %
on goal	0	0.00 %	blocked	3	50.00 %	missed	1	20.00 %
blocked	1	100.00 %	on goal	3	50.00 %	on goal	3	60.00 %
Shots	1	5.26 %	Shots	6	31.58 %	Shots	5	26.32 %
Scores	0	0.00 %	Scores	0	0.00 %	Scores	0	0.00 %

bar	0	0.00 %	bar	0	0.00 %	bar	0	0.00 %
blocked	0	0.00 %	blocked	0	0.00 %	blocked	0	0.00 %
missed	0	0.00 %	missed	1	25.00 %	missed	0	0.00 %
on goal	0	0.00 %	on goal	3	75.00 %	on goal	0	0.00 %
Shots	0	0.00 %	Shots	4	21.05 %	Shots	0	0.00 %
Scores	0	0.00 %	Scores	1	50.00 %	Scores	0	0.00 %

bar	0	0.00 %
missed	3	15.79 %
blocked	5	26.32 %
on goal	11	57.89 %
Shots	19	
Scores	2	

bar	0	0.00 %	bar	0	0.00 %	bar	0	0.00 %
blocked	0	0.00 %	blocked	0	0.00 %	blocked	0	0.00 %
missed	0	0.00 %	missed	0	0.00 %	missed	0	0.00 %
on goal	0	0.00 %	on goal	0	0.00 %	on goal	1	100.00 %
Shots	0	0.00 %	Shots	0	0.00 %	Shots	1	6.67 %
Scores	0	0.00 %	Scores	0	0.00 %	Scores	1	100.00 %

bar	0	0.00 %	bar	0	0.00 %	bar	0	0.00 %
blocked	1	33.33 %	missed	0	0.00 %	blocked	0	0.00 %
missed	1	33.33 %	on goal	0	0.00 %	missed	0	0.00 %
on goal	1	33.33 %	blocked	1	100.00 %	on goal	2	100.00 %
Shots	3	20.00 %	Shots	1	6.67 %	Shots	2	13.33 %
Scores	0	0.00 %	Scores	0	0.00 %	Scores	0	0.00 %

bar	0	0.00 %	bar	0	0.00 %	bar	0	0.00 %
on goal	1	20.00 %	missed	0	0.00 %	blocked	0	0.00 %
blocked	2	40.00 %	on goal	1	33.33 %	missed	0	0.00 %
missed	2	40.00 %	blocked	2	66.67 %	on goal	0	0.00 %
Shots	5	33.33 %	Shots	3	20.00 %	Shots	0	0.00 %
Scores	0	0.00 %	Scores	0	0.00 %	Scores	0	0.00 %

bar	0	0.00 %
missed	3	20.00 %
blocked	6	40.00 %
on goal	6	40.00 %
Shots	15	
Scores	1	

Shot Statistics



HC Rychenberg Winterthur

3rd Periode

Floorball Köniz



bar	0	0.00 %	bar	0	0.00 %	bar	0	0.00 %
blocked	0	0.00 %	blocked	0	0.00 %	blocked	0	0.00 %
missed	0	0.00 %	missed	1	33.33 %	missed	0	0.00 %
on goal	0	0.00 %	on goal	2	66.67 %	on goal	0	0.00 %
Shots	0	0.00 %	Shots	3	15.00 %	Shots	0	0.00 %
Scores	0	0.00 %	Scores	0	0.00 %	Scores	0	0.00 %

bar	0	0.00 %	bar	0	0.00 %	bar	0	0.00 %
missed	0	0.00 %	missed	2	25.00 %	blocked	1	25.00 %
blocked	1	33.33 %	on goal	2	25.00 %	on goal	1	25.00 %
on goal	2	66.67 %	blocked	4	50.00 %	missed	2	50.00 %
Shots	3	15.00 %	Shots	8	40.00 %	Shots	4	20.00 %
Scores	0	0.00 %	Scores	0	0.00 %	Scores	0	0.00 %

bar	0	0.00 %	bar	0	0.00 %	bar	0	0.00 %
blocked	0	0.00 %	blocked	0	0.00 %	missed	0	0.00 %
on goal	0	0.00 %	missed	0	0.00 %	on goal	0	0.00 %
missed	1	100.00 %	on goal	0	0.00 %	blocked	1	100.00 %
Shots	1	5.00 %	Shots	0	0.00 %	Shots	1	5.00 %
Scores	0	0.00 %	Scores	0	0.00 %	Scores	0	0.00 %

bar	0	0.00 %
missed	6	30.00 %
blocked	7	35.00 %
on goal	7	35.00 %
Shots	20	
Scores	0	

bar	0	0.00 %	bar	0	0.00 %	bar	0	0.00 %
blocked	0	0.00 %	blocked	0	0.00 %	blocked	0	0.00 %
missed	1	50.00 %	missed	0	0.00 %	missed	0	0.00 %
on goal	1	50.00 %	on goal	4	100.00 %	on goal	1	100.00 %
Shots	2	7.69 %	Shots	4	15.38 %	Shots	1	3.85 %
Scores	1	33.33 %	Scores	0	0.00 %	Scores	0	0.00 %

bar	0	0.00 %	bar	0	0.00 %	bar	0	0.00 %
missed	0	0.00 %	missed	2	18.18 %	blocked	0	0.00 %
on goal	1	25.00 %	blocked	4	36.36 %	missed	0	0.00 %
blocked	3	75.00 %	on goal	5	45.45 %	on goal	1	100.00 %
Shots	4	15.38 %	Shots	11	42.31 %	Shots	1	3.85 %
Scores	1	33.33 %	Scores	1	33.33 %	Scores	0	0.00 %

bar	0	0.00 %	bar	0	0.00 %	bar	0	0.00 %
blocked	0	0.00 %	missed	0	0.00 %	blocked	0	0.00 %
on goal	0	0.00 %	on goal	0	0.00 %	on goal	0	0.00 %
missed	1	100.00 %	blocked	1	100.00 %	missed	1	100.00 %
Shots	1	3.85 %	Shots	1	3.85 %	Shots	1	3.85 %
Scores	0	0.00 %	Scores	0	0.00 %	Scores	0	0.00 %

bar	0	0.00 %
missed	5	19.23 %
blocked	8	30.77 %
on goal	13	50.00 %
Shots	26	
Scores	3	